







END CAP STYLE GUIDE

The following table can be used as a reference when choosing an end cap design. For further questions, please contact your Service Representative or Customer Service for help 24/7.

CARTRIDGE DESIGN	DESCRIPTION	CODE
 <p>Code F Style Cartridges Double open end with flat gasket</p>	Gaskets compressed on knife edge seal of housing	F
 <p>Code 10 Style Cartridges Single Open End with 1-120 Internal O-Ring at Open End</p>	Single O-ring located inside the cartridge	10
 <p>Code O Style Cartridges Single Open End with 2-222 O-Ring with Seal</p>	O-rings are located externally on the cartridge	0
 <p>Code 5 Style Cartridges Single Open End 2-222 O-Ring Seal and Spear End Assembly</p>	O-rings are located externally on the cartridge	5
 <p>Code 7 Style Cartridges Single Open End with 2-226 O-Ring Locking Seal and Spear End Assembly</p>	O-rings are located externally on the cartridge. The adapter locks into the housing with spear assembly	7
 <p>Code K SOE plastic spring assembly, saw cut end</p>	Knife edge SOE with spring seal	K